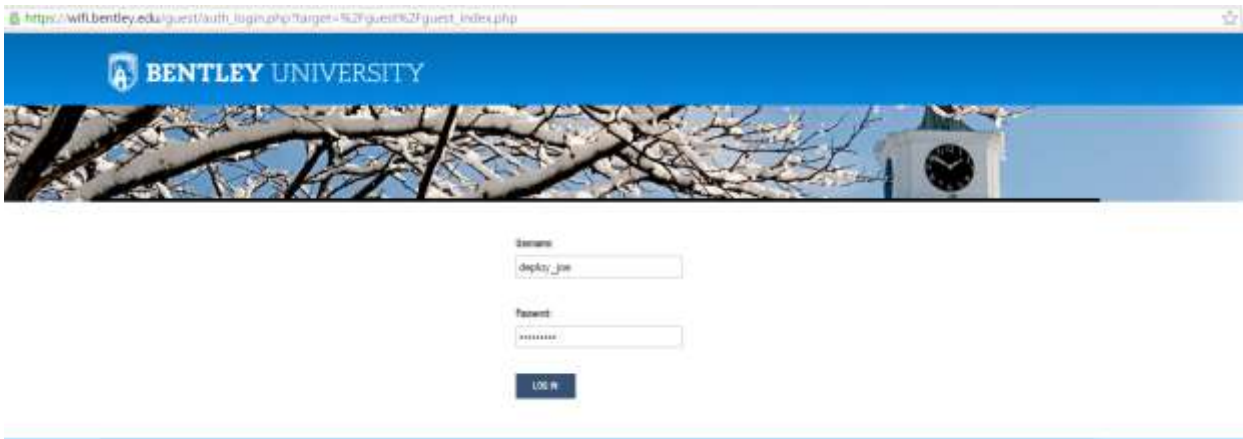


Wireless (Gaming) Device Registration

- From any browser go to <https://wifi.bentley.edu>
- Enter your **short_name** in the username field below and enter your password
- Click **Login**

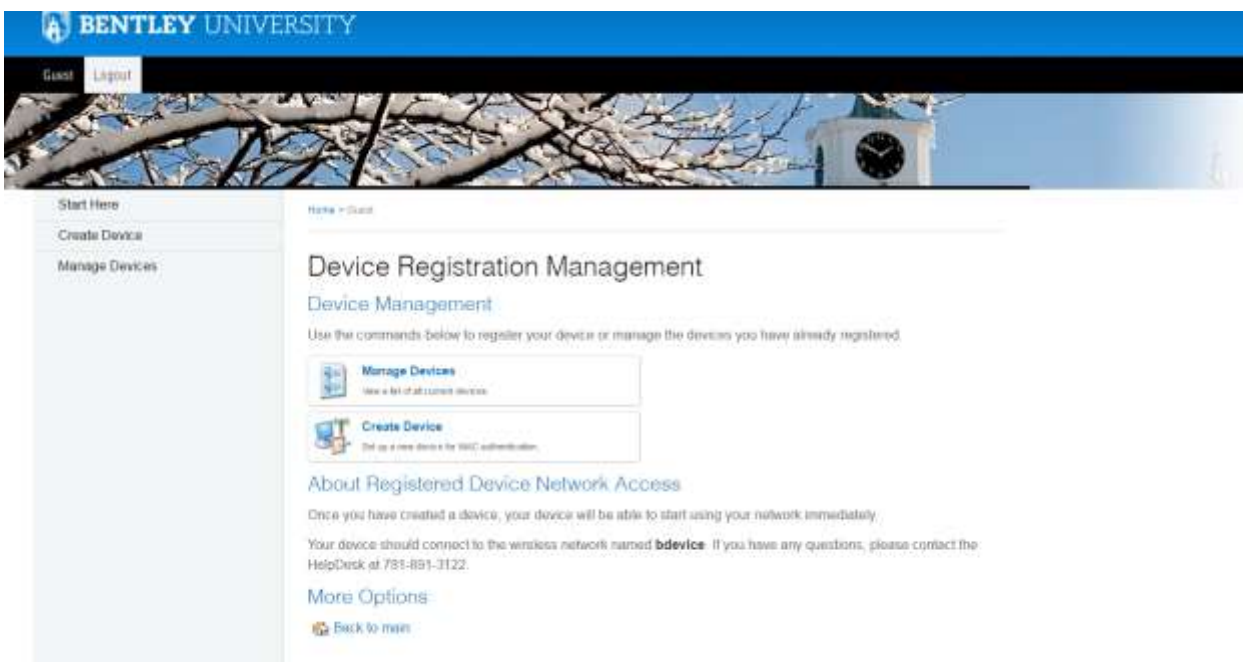


Username
deplyr_jan

Password

LOG IN

- Click **Create Device** on the left column or the box in the center of the screen.



Start Here
Create Device
Manage Devices

Home > Guest

Device Registration Management

Device Management

Use the commands below to register your device or manage the devices you have already registered.

Manage Devices
View a list of all current devices.

Create Device
Set up a new device for WDC authentication.

About Registered Device Network Access

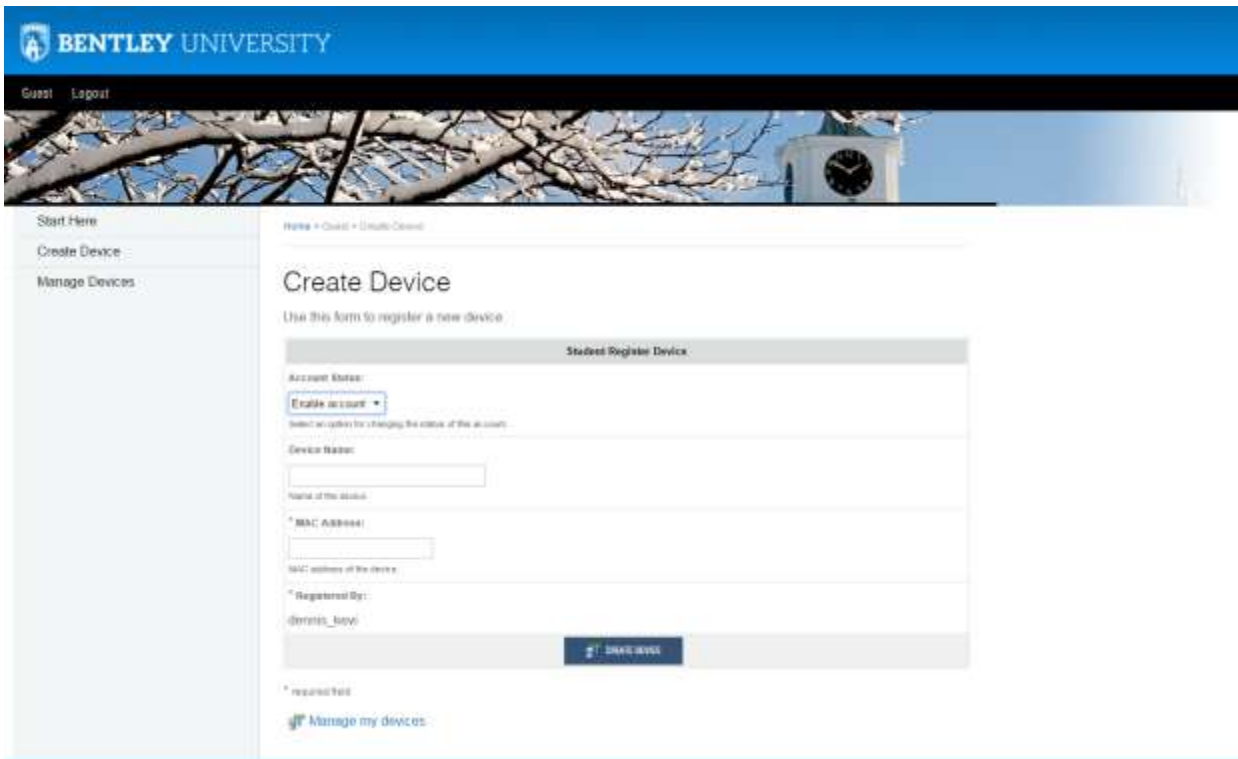
Once you have created a device, your device will be able to start using your network immediately.

Your device should connect to the wireless network named **bdevice**. If you have any questions, please contact the HelpDesk at 781-851-3122.

More Options

[Back to main](#)

- Enter a description of your gaming device including your name and the type of device (Example below)
- Enter the 12 Digit **Mac Address**
- Click **Create Device** at the bottom



The screenshot shows the Bentley University website's 'Create Device' page. At the top, there is a blue header with the Bentley University logo and name. Below the header is a navigation bar with 'Guest' and 'Logout' links. The main content area features a sidebar on the left with 'Start Here', 'Create Device', and 'Manage Devices' options. The central form is titled 'Create Device' and includes a sub-header 'Student Register Device'. The form fields are: 'Account Status' with a dropdown menu set to 'Enable account'; 'Device Name' with a text input field; '* MAC Address:' with a text input field; and '* Registered By:' with a text input field. A blue 'Create Device' button is located at the bottom of the form. A footer note states '* required field' and provides a link to 'Manage my devices'.

Your device will automatically connect to the **bdevice**. If you need to select a wireless network on your device, you should select **bdevice**.

If you encounter any difficulty, please contact the helpdesk@bentley.edu or at 781-891-3122.